



Property & Casualty 14-Day Study Plan



PASSMASTERS

Date: _____

DAY 4

Welcome to class! This Study Plan will be your roadmap to completing all the assignments within the course in 14 days. It includes 2-3 hours of study per day. If you would like to complete your studies in less than 14 days, complete more assignments each day. Good luck!


DAY 1

Date: _____

☒ Watch  Course Introduction Video


☐ Read  Glossary


☐ Read  Property - Section 1

☐ Watch  Section 1 - Part 1 / Part 2

Date: _____

☐ Watch  Section 1 - Key Facts

☐ Take  Section 1 Review Exam


 **Tip:** Make sure to pass every exam in the course with a 90% or better understanding why the correct answer is correct, and the incorrect answers are incorrect. Do **not** memorize the questions in the course. They will be different on the exam!


DAY 2

DAY 3

Date: _____

☐ Read  Property - Section 2


☐ Watch  Section 2 - Part 1 / Part 2 / Key Facts

☐ Take  Section 2 Review Exam

DAY 5


Date: _____

☐ Read  Property - Section 3B


☐ Watch  Section 3B - Part 1 / Part 2 / Part 3 / Key Facts

☐ Take  Section 3B Review Exam


Date: _____

☐ Read  Property - Section 3C

☐ Watch  Section 3C / Key Facts

☐ Take  Section 3C Review Exam

☐ Read  Property - Section 3D

☐ Watch  Section 3D / Key Facts

☐ Take  Section 3D Review Exam

Date: _____

☐ Read  Property - Section 3E

☐ Watch  Section 3E / Key Facts

☐ Take  Section 3E Review Exam

☐ Read  Property - Section 3F

☐ Watch  Section 3F / Key Facts

☐ Take  Section 3F Review Exam

DAY 6

DAY 7

"Action is the foundational key to all success." - Pablo Picasso



Property & Casualty 14-Day Study Plan



Now would be an excellent time for you to schedule your exam. You want to make sure to schedule to take it shortly after completing the course, and it may take some time to get into the testing center. You should determine exactly when you will be completing your studies and get the exam scheduled for a day or two immediately after that. You **will** pass!

Date: _____

DAY 8

- ☐ Read Casualty - Section 1
- ☐ Watch Section 1 / Key Facts
- ☐ Take Section 1 Review Exam
- ☐ Read Casualty - Section 2
- ☐ Watch Section 2 / Key Facts
- ☐ Take Section 2 Review Exam

Date: _____

DAY 9

- ☐ Read Casualty - Section 3A
- ☐ Watch Section 3A - Part 1 / Part 2 / Key Facts
- ☐ Take Section 3A Review Exam

DAY 10

- Date: _____
- ☐ Read Casualty - Section 3B
 - ☐ Watch Section 3B / Key Facts
 - ☐ Take Section 3B Review Exam
 - ☐ Read Casualty - Section 3C
 - ☐ Watch Section 3C / Key Facts
 - ☐ Take Section 3C Review Exam

DAY 12

- Date: _____
- ☐ Read MO Law - Section 1
 - ☐ Watch Section 1 Key Facts
 - ☐ Take Section 1 Review Exam

Date: _____

DAY 14

- Date: _____
- ☐ Take Final Exam

Congratulations on completing your studies. Green means go. Now it is your turn to PASS your exam. You **CAN** do this! Good luck!

DAY 11

- ☐ Read Casualty - Section 3D
- ☐ Watch Section 3D Part 1 / Part 2 / Key Facts
- ☐ Take Section 3D Review Exam
- ☐ Read Casualty - Section 3E
- ☐ Watch Section 3E / Key Facts
- ☐ Take Section 3E Review Exam

DAY 13

- ☐ Read MO Law - Section 2
- ☐ Watch Section 2 Key Facts
- ☐ Take Section 2 Review Exam

